


ASHGROVE STATE SCHOOL

	PO address	Ashgrove State School PO Box 2077 Ashgrove West 4060
	Phone	3858 4777
	Fax	3858 4700
	Email	admin@ashgrovess.qld.edu.au
	Website	http://www.ashgrovess.eq.edu.au

Principal's foreword

Introduction

All Queensland schools are required to report to our school communities on the progress of the school in prescribed areas. The intent of this report is to provide a set of information that is common for all State and Non-state Schools in Queensland. It provides an overview of the highlights and successes of Ashgrove State School during the 2008 school year.

During 2008, the school has been extremely active in developing school facilities and advancing curriculum and learning. There has been a major emphasis placed on teacher professional development as the school further embraces the goals of Education Queensland's Strategic Plan. Over the last few years the results in the Year 3, 5 and 7 Tests have been exceptionally high, which is a realisation of the schools curriculum planning and delivery. I am delighted to report that student results in the 2008 NAPLAN Year 3, 5 and 7 tests were outstanding. This was the first year of the national testing as previous to this all tests were state based.

In 2007 the school undertook a Triennial School Review a hard copy of the review can be obtained from the school. The review formed the basis of a strategic plan which is underpinning the schools direction for the next three years.

Should you require any further information in relation to the report, please contact the school.

Future outlook

STATEMENT OF PURPOSE

Ashgrove State School aims to provide outstanding educational experiences that prepare our students for the future. The school has a proud tradition of academic excellence and is supported by a community that encourages futuristic thinking and teaching. The skills, processes and knowledge instilled at Ashgrove State School provide students with the keys to unlock their future potential. Our school is a vibrant hub of the local community and we hope to instill a sense of community in all students.

KEY SCHOOL PLANNING PRIORITIES 2009

- 1 Implement QCAR according to Education Queensland Guidelines.
- 2 Clarify school values that underpin the school operations.
- 3 Further examination of International Baccalaureate Program and training of staff
- 4 For the school to pursue environmentally sustainable solutions, with the schools curriculum reflecting this approach.
- 5 For the school to have cutting edge technology and infrastructure.
- 6 Enhanced school facilities in line with the Building the Education Revolution Program
- 7 Establish the new Multi-Purpose Building as the permanent home for Out of School Hours Care.

NAPLAN Targets 2009

- 1 30% of students in the top 20% of the national distribution for Year 7 Reading
- 2 25% of students in the top 20% of the national distribution for Year 5 Writing

Our school at a glance

School Profile

Ashgrove State School was established in 1877. It is located in the inner North West suburbs of Brisbane approximately five kilometres from the CBD. The school is in Brisbane Central and West District and is part of the Greater Brisbane Region.

The school is co-educational with children attending from Prep to Year 7. Enrolment in Years P-7 has increased significantly in the last few years from 467 in 2004. The 2009 school year started with 608 students in 25 classes including 85 Prep children (waiting list 147 children). This growth has resulted in the school having to enforce its enrolment management plan and unfortunately turn away many families who wish to come to the school, who live outside the catchment area.

The school is comprised of a combination of single classrooms, double-teaching areas, and modular classrooms. The majority of the classes in the school are straight year level classes, whilst a limited number are composite classes.

The school is supported by a community where parents and students are actively engaged in a wide range of literacy practices, including higher-level pursuits of study and the arts. Parents are highly involved with their children's education—both at school and at home. The majority of parents are professionals or associate professionals, and there is little unemployment in the local area. There is a stable experienced teaching workforce who constantly upgrade their skills and engage in regular professional dialogue.

Ashgrove State School aims to provide outstanding educational experiences that will prepare our students for the future. The school has a proud tradition of academic excellence and is supported by a community that encourages futuristic thinking and teaching. The skills, processes and knowledge instilled at Ashgrove provide student with the keys to unlock their future potential. Our school is a vibrant hub of the local community and we hope to instil a sense of community in all students.

Curriculum offerings

Our distinctive curriculum offerings.

ENGLISH –

A School Program

Formulation of a whole-school program for Reading, Viewing, Speaking and Writing was continued during 2008 using the outcomes and content of the draft English Syllabus.

After the release of the QCAR Essential Learning's and Standards in November, 2007, work was started to incorporate these into the whole-school Reading Program. Inclusion of some examples of the core genres for each year level and a more detailed approach to Functional Grammar was created.

Literacy

Spelling was again a literacy focus with the continuation of the Annual School Spelling Competition.

INTEGRATED STUDIES

During 2008 Focus A and B Units were reviewed and then undertaken by the teachers in 2008 and 2009.

THE ARTS

The Ashgrove Program for The Arts was uploaded onto the school intranet.

MATHEMATICS

The whole-school Maths Program was revised and uploaded onto the schools intranet. The decision was made by the staff to use the program, "Go Maths" text book to complement the school program

Extra curricula activities

Debating

Students from the upper school participate in debating in the Queensland

Debating Union (QDU) for interschool competition.

Our school at a glance

Optiminds

The school also participates in the Opti-Minds Challenge. Opti-Minds is an interschool problem-solving event for students. Teams of 7 students per team across 2 grade levels are asked to find solutions to challenging problems which require experimentation and reward divergent thinking.

Music

Instrumental Music is a wonderful feature of the school with the String Ensemble and Concert Band drawing much acclaim. Instruction is offered in the areas of woodwind, brass, percussion and strings. Specialist Teachers take students selected for these programs during normal school hours. Selection into the Strings program begins in year 3, while students in percussion, brass and woodwind are selected from Year 5. Opportunities to play in concert bands, ensembles and individual performances are also given to these students out of school hours. Students who display and develop outstanding ability are given the opportunity to attend music camps where they can further develop their talents.

School Sport

Students in Years 5 to 7 are selected to represent Ashgrove State School in interschool sporting competitions. Presently we participate in: Soccer, Cricket, Softball, Netball, Touch Football, and Rugby League.

Outlook Unlimited

To cater for the needs of students in the middle years of school, the school has established for years six and seven an elective based program. This allows children to study a subject of their choosing in depth with other like minded students. The program operates on a Friday between 9.00am and 12.00pm for a period of 12 weeks. Teachers design the units of work in areas in which they have a keen interest. The units are designed to capture the children's imagination and have produced outstanding outcomes for the students involved.

Year 4, 5, 6 And 7 Camp

Students in Year 4, 5, 6 and 7 are involved in the schools camping program. The objectives of the camp are social and educational and form a vital part of the curriculum program offered by the school. The camps start as a one night sleep over in Year 4 and culminate in a 5 day experience to Canberra in Year 7.

How computers are used to assist learning

Today's society demands that all students have high level skills in Information and Communication Technology. E-Learning skills are taught separate from the classroom and then integrated into classroom practice. Our school currently has a purpose built computer lab which can accommodate a whole class of students with each child able to access their own computer. E-Learning lessons are conducted for all classes from years 1 to 7, whilst e-learning is integrated into all curriculum areas.

Social climate

Behaviour

The school has an excellent record of behaviour with over 96% of students being recognised with a gold behaviour awards for having outstanding behaviour. Five students were suspended during the year.

The school utilises the 'You Can Do It' social skills program that has five social skills components that are taught in units to all areas of the school.

The school employs a chaplain who works across all classes in the school.

The school had outstanding results in both the student and parents school opinion survey. This indicated that both parents and students thought Ashgrove was a good school, that children were safe and were

Our school at a glance

treated fairly.

Involving parents in their child's education.

The school and its programs are highly respected in the community. The 2008 School Opinion Surveys have indicated that 100% of parents/caregivers are satisfied that they are getting a good education at the school. In addition, 100% of parents/caregivers stated that Ashgrove State School is a good school.

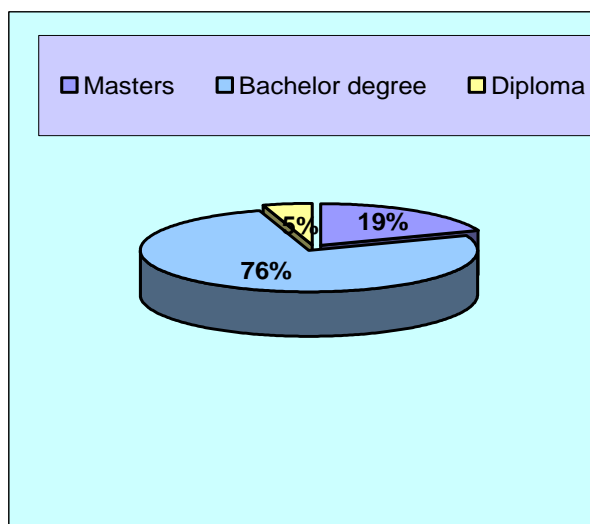
The school fete is a perfect example of a school community working as one to enhance the schools educational offerings. The fete grossed over \$127 000 and made a profit of \$89 000 which is used to enhance the educational facilities of the school. Many schools throughout Brisbane visit the fete to try to capture the essence of how a community unites to create such a wonderful event.

Numerous parent education programs are provided each year. Last year a parent night was held with Greg Mitchell as guest speaker. There is also high levels of voluntary work evident throughout the school.

Our staff profile

Qualifications of all teachers.

Highest level of attainment	Number of classroom teachers and school leaders at the school
Masters	8
Bachelor degree	32
Diploma	2



Expenditure on and teacher participation in professional development.

- The total funds expended on teacher professional development in 2008 was \$51 573.
- The major professional development initiatives are as follows: Greg Mitchell inservice, Functional Grammar, Cluster Teachers Conference and 4 teachers attending the International Baccalaureate Conference in Sydney.
- The involvement of the teaching staff in professional development activities during 2008 was 100%.

Average staff attendance

- For permanent and temporary staff and school leaders the staff attendance rate was 96% in 2008.

Proportion of staff retained from the previous school year.

- From the end of the 2007 school year, 93 % of staff were retained by the school for the entire 2008 school year.

Performance of our students

Student attendance

The average attendance rate as a percentage in 2008 was 96 %.

Key outcomes

National Assessment Program – Literacy and Numeracy (NAPLAN) results - our reading, writing, spelling, grammar and punctuation, and numeracy results for the Years 3, 5, 7 and 9.

Domain	Measures	Yr 3	Yr 5	Yr 7
Reading	Average score for the school	427	529	565
	Average score for Queensland	371.1	466.1	528.1
	For the school the percentage of students at or above the national minimum standard.	2008 92 %	91 %	94 %
Writing	Average score for the school	434	509	548
	Average score for Queensland	391.8	468.9	522.7
	For the school the percentage of students at or above the national minimum standard.	2008 95 %	93 %	92 %
Spelling	Average score for the school	419	502	551
	Average score for Queensland	366.7	462.0	528.0
	For the school the percentage of students at or above the national minimum standard.	2008 93 %	92 %	93 %
Grammar and Punctuation	Average score for the school	436	540	558
	Average score for Queensland	370.4	476.6	518.0
	For the school the percentage of students at or above the national minimum standard.	2008 92 %	92 %	92 %
Numeracy	Average score for the school	445	546	573
	Average score for Queensland	367.9	458.2	539.0
	For the school the percentage of students at or above the national minimum standard.	2008 95 %	93 %	95 %

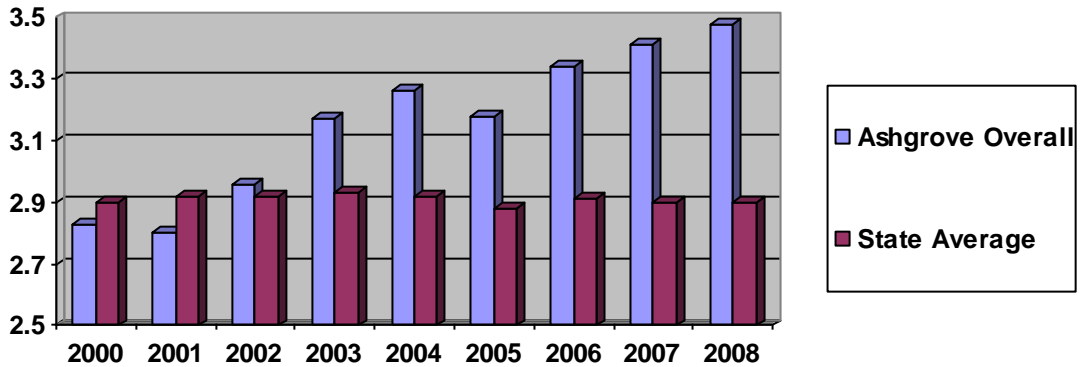
Results in the Year 2 Diagnostic Net

	Percentage of students not requiring additional support
Reading	97%
Writing	98%
Number	96%

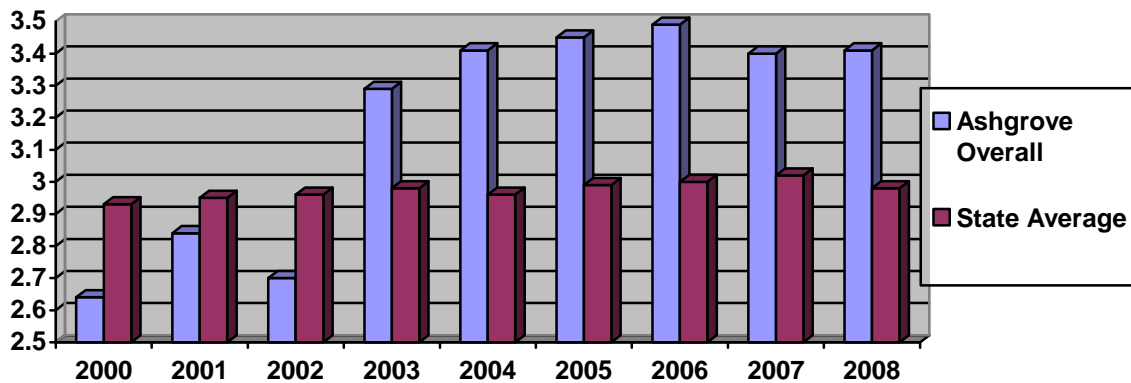
Value added

Below is an indication as to the level of parent and student satisfaction with the school since 2000. It demonstrates that the amount the school staff have increased the level of parent and student confidence in being able to meet needs and expectations of the Ashgrove School Community

**Ashgrove Parent Opinion Result Overall
2000 - 2008**



**Ashgrove Student Opinion Result Overall
2000 - 2008**



Performance of our students

Parent, student and teacher satisfaction with the school

